

2JM0701GF

GNSS Ceramic Active Antenna

Key Features

GPS/GLONASS/QZSS/Galileo

- 1575-1606 MHz

Embedded Antenna

28 dB Gain

Pre-Filter

Low Noise Figure

Low Power Consumption

Ground Plane Independent

Dimensions 25 x 25 x 7.6 mm



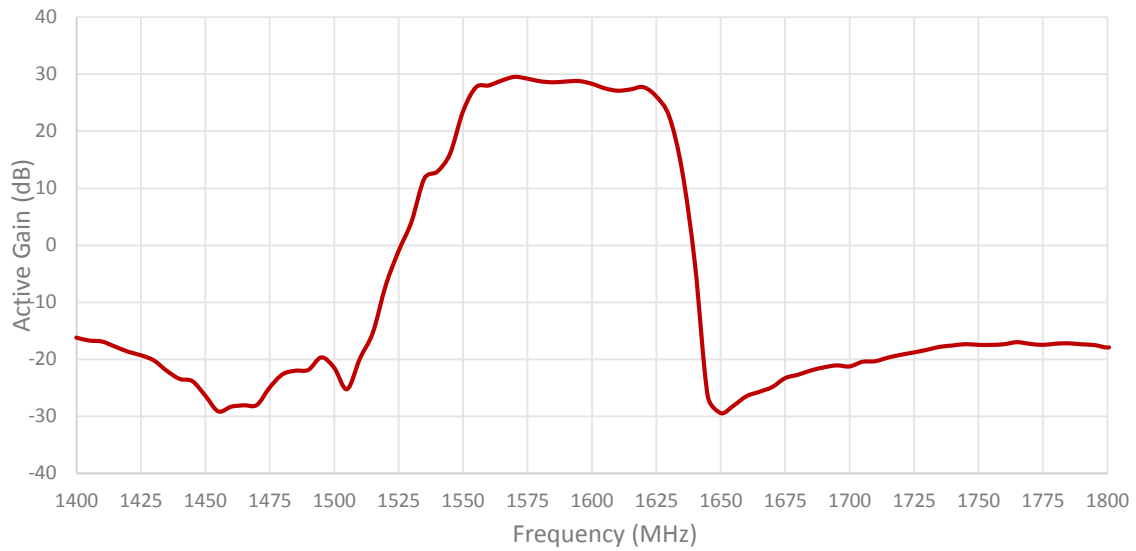
1. Antenna and electrical specifications

Parameters	GNSS Ceramic Active Antenna	
	GPS/QZSS/Galileo	GLONASS
Standards	GPS/QZSS/Galileo	GLONASS
Bands (MHz)	1575	1602
Frequency (MHz)	1575.42	1598-1606
Passive Gain (dBi)	~3.6	
Impedance (Ohms)	50	
Radiation Pattern	Hemispherical	
Voltage Range (V)	1.5 - 3.6	
Active Gain (dB)	28 @ 2.7 V	
Noise Figure (dB)	1.8 @ 2.7 V	
Current Consumption (mA)	9 @ 2.7 V	
Power Consumption (mW)	24.3 @ 2.7 V	
Saw Filter Type	Pre-Filter	
Out of Band Rejection (dB)	~43	
ESD Protection (kV)	6	
Connector Type	U.FL Standard (Other Connectors Available)	
Cable Length	100 mm Standard (Any Cable Length Available)	
Cable Type	1.37 mm Mini-Coax Standard (Other Cables Available)	

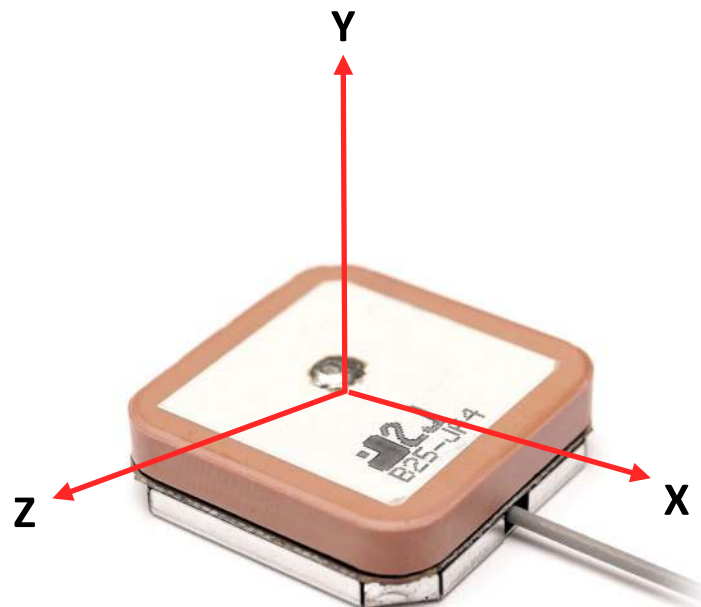
2. Mechanical and environmental specifications

Specifications	2JM0701GF
Dimensions (mm)	25 × 25 × 7.6
Operating Temperature (C)	-40 to +85
Storage Temperature (C)	-40 to +85
Substance Compliance	RoHS

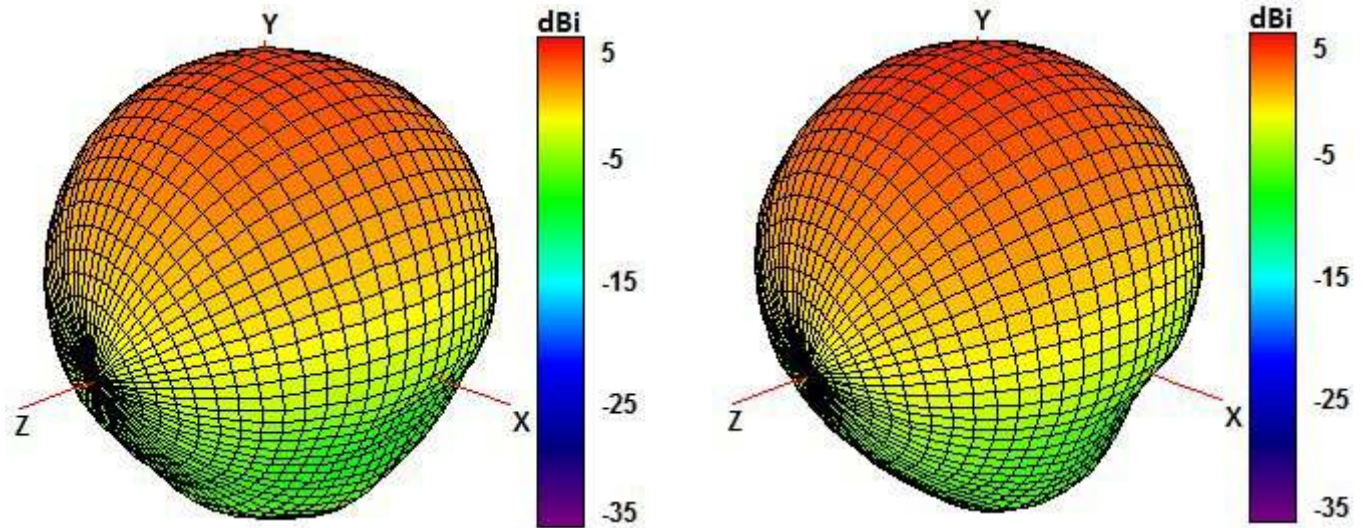
3. Antenna parameters



* Measured at 2.7 V

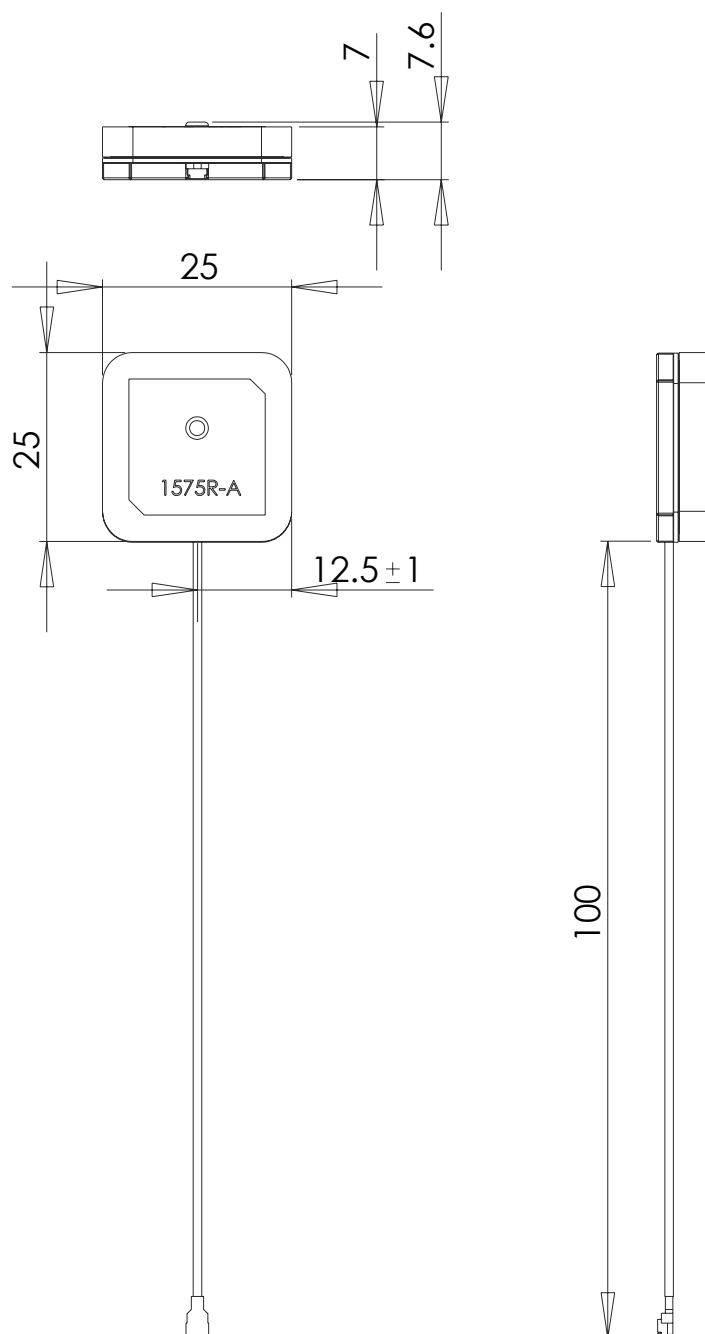


Radiation pattern reference



1575 and 1602 MHz Radiation pattern

4. Antenna drawings



5. Antenna Images

