

## 2JW0502-C442B

2.4/5.0 GHz ISM Connector Mount

### Key Features

#### 2.4/5.0 GHz ISM

- 2410-2490 MHz

- 4920-5925 MHz

Connector Mount

Ground Plane Independent

Hinged Connector

High Gain

Dimensions 173 × Ø 10 mm



## 1. Antenna and electrical specifications

Parameters	2.4/5.0 GHz ISM Antenna	
<b>Standards</b>	WiFi, BT, ZigBee, ISM	
<b>Band (MHz)</b>	2.4 GHz	5.0 GHz
<b>Frequency (MHz)</b>	2410-2490	4920-5925
<b>Return Loss (dB)</b>	~-12.7	~-15.0
<b>VSWR</b>	~1.6:1	~1.6:1
<b>Efficiency (%)</b>	~62	~68
<b>Peak Gain (dBi)</b>	~3.5	~4.2
<b>Average Gain (dB)</b>	~-2.0	~-1.6
<b>Impedance (Ohm)</b>	50	
<b>Polarisation</b>	Linear	
<b>Radiation Pattern</b>	Omni-Directional	
<b>Max. Input Power (W)</b>	25	
<b>Connector Type</b>	RP-SMA-Male Standard (Other Connectors Available)	

### Antenna Measurement Conditions:

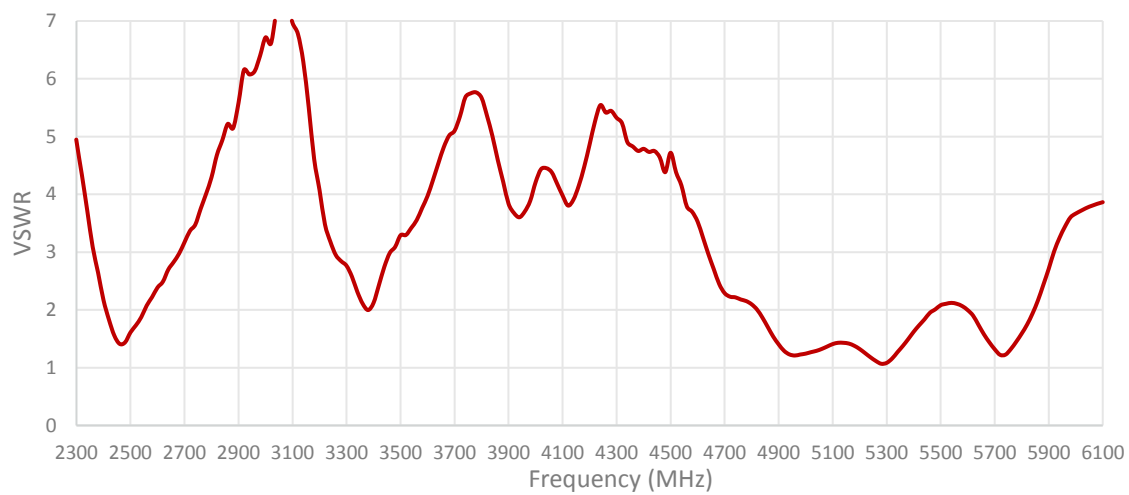
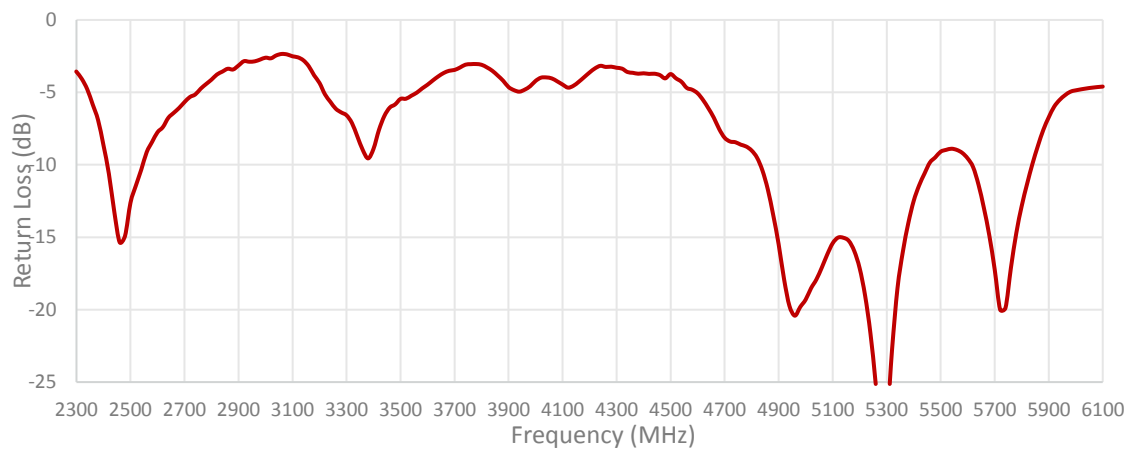
Free Space

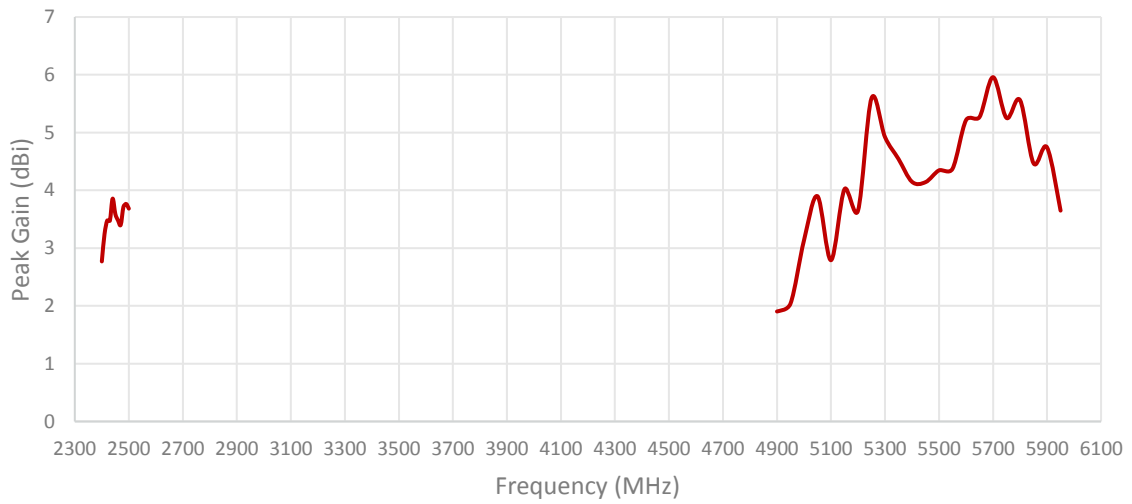
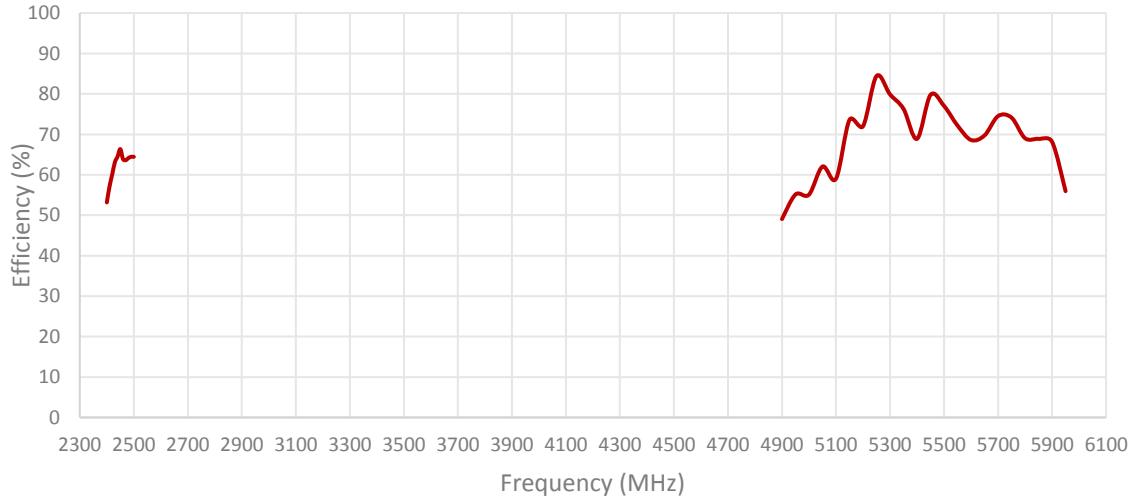
Measured in Certified CTIA 3D Anechoic Chamber

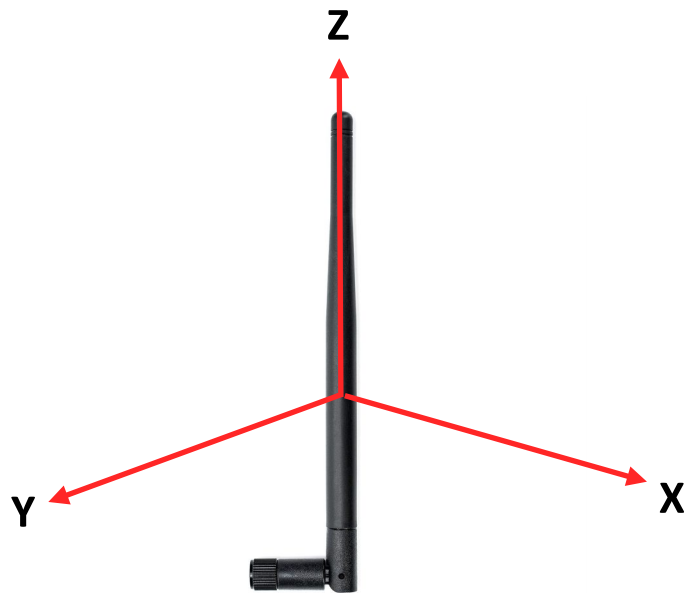
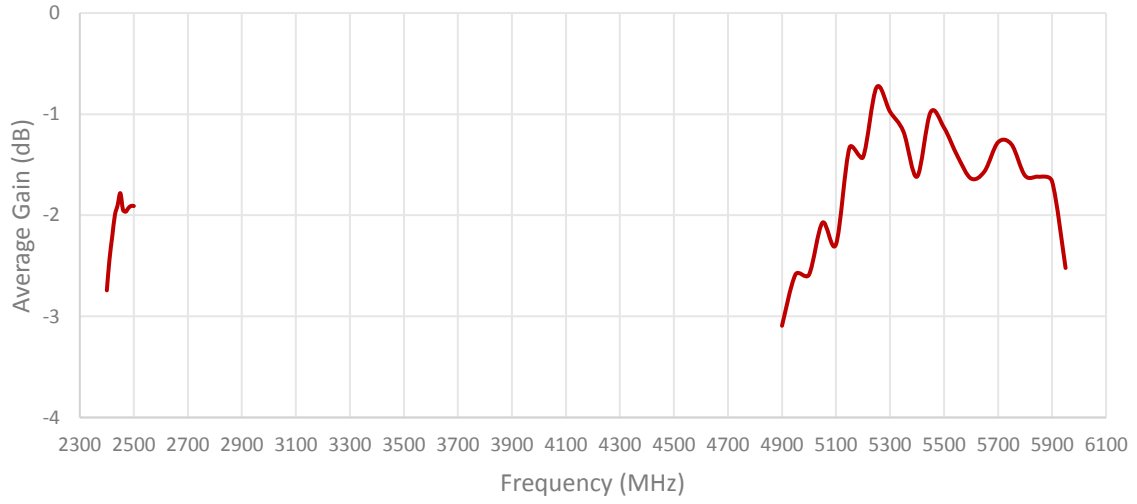
## 2. Mechanical and environmental specifications

Specifications	2JW0502-C442B
<b>Mounting Type</b>	Connector Mount
<b>Dimensions (mm)</b>	173 x Ø 10
<b>Radome</b>	ABS UV Stable
<b>Radome color</b>	Black
<b>Operating Temperature (C)</b>	-40 to +85
<b>Storage Temperature (C)</b>	-40 to +85
<b>Substance Compliance</b>	RoHS

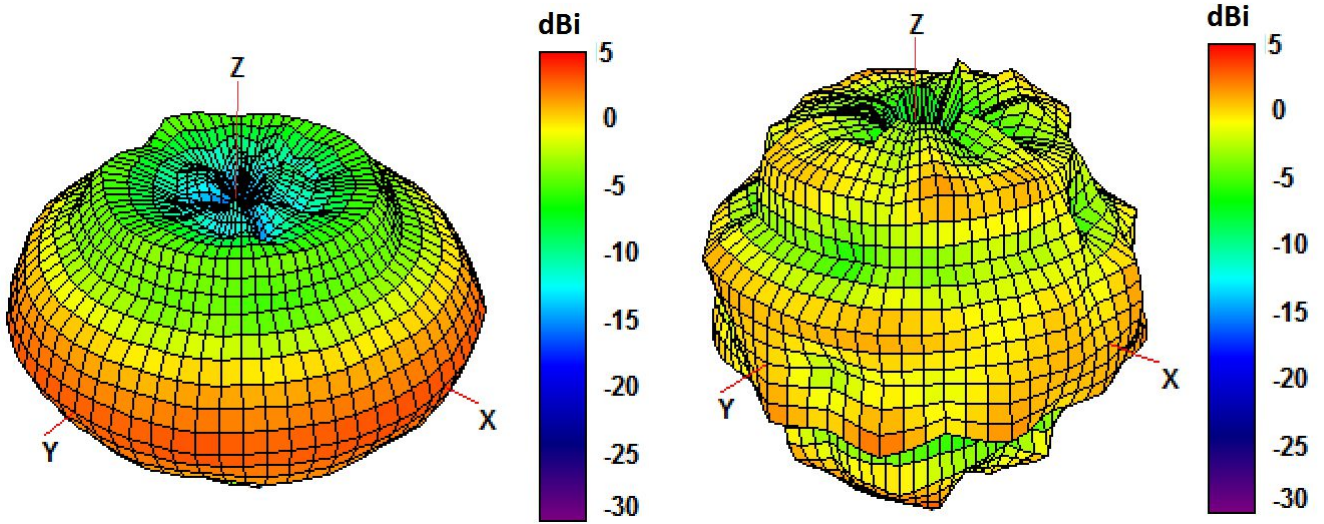
### 3. Antenna parameters





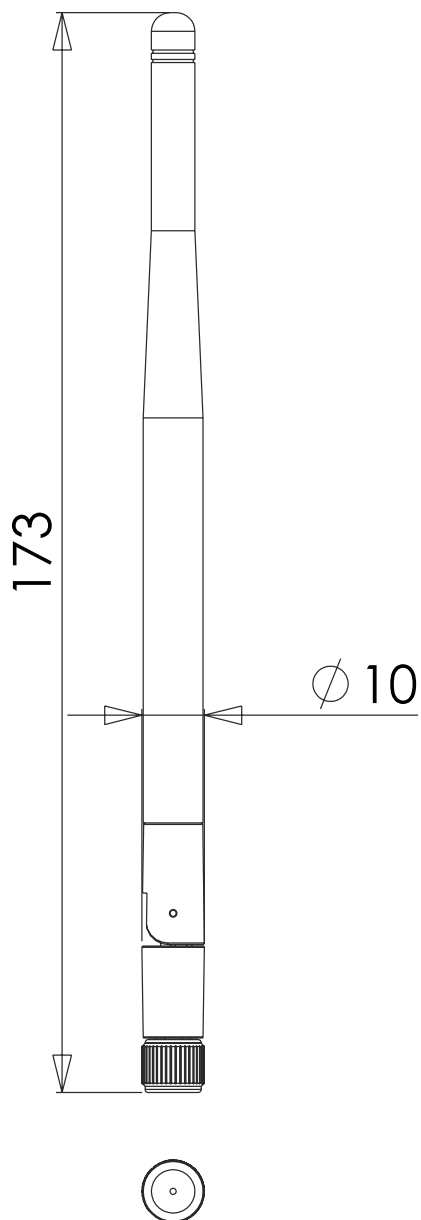


Radiation pattern reference



2450 and 5500 MHz Radiation pattern

## 4. Antenna drawings



## 5. Antenna Images

